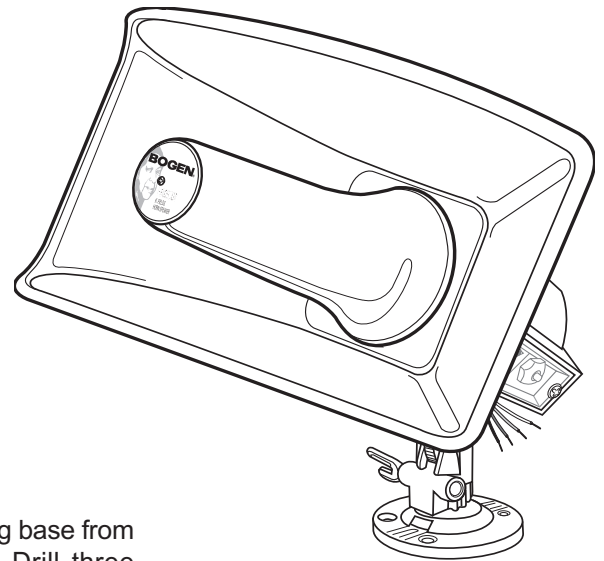




# KFLDS30T

## Wide Dispersion, 30W, Horn Loudspeaker



### Installation Instructions

1. Unscrew wing nut and remove threaded pin to separate the mounting base from the horn. Use the base as a template for the mounting holes. Drill three mounting holes and attach the base using appropriate hardware (not included). See Figure 1

**IMPORTANT:** Make sure the base sits flat on the mounting surface. Tightening the base down on an uneven surface could cause the base to fracture.

The speaker can be mounted to an I-beam flange using Bogen's accessory BC1 Beam Clamp. The slot in the base also allows strapping to be used as a means of mounting the horn (use a strapping material capable of supporting the weight of the speaker and any external loads on the horn such as wind).

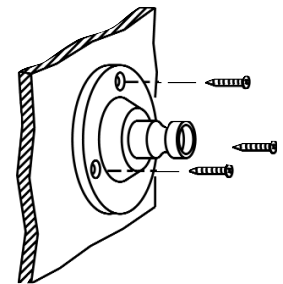



Figure 1

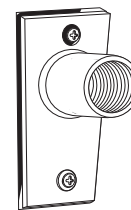
2. Reassemble horn on base after it has been mounted.
3. Remove the plastic cover to make the electrical connections (see Figure 2). Connect the 70V or 25V "hot" lead to the #1 terminal and the system common lead to the #2 terminal. Follow this pattern on all similar speakers to ensure proper phasing; however, the speakers will work perfectly well if the connections are reversed.
4. Adjust the tap selector switch to the desired wattage using the chart below and secure the plastic cover back in place.



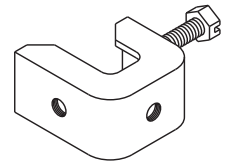
ELECTRICAL CONNECTION Figure 2

TAP SET	70V WATTS	25V WATTS
1	1.8	0.25
2	3.7	0.5
3	7.5	0.9
4	15	1.8
5	30	3.7
6	*	7.5
7	*	15
8	*	*

**IMPORTANT:**  
DO NOT use positions marked as "\*"



TCSPT1 Terminal & Tap Selector Fitting (optional accessory)



BC1 Beam Clamp (optional accessory)

5. Loosen Wing Nut, tilt and swivel the horn to the desired orientation, then re-tighten. **Hand tighten wing nuts. Do not use pliers or tools.**

## Limited Warranty

The KFLDS30T is warranted to be free from defects in material or workmanship from the date of sale to the original purchaser for the lifetime of the product. Any part of the product covered by this warranty that, with normal installation and use, becomes defective will be repaired or replaced by Bogen, at our option, provided the product is shipped insured and prepaid to: Bogen Factory Service Department, 50 Spring Street, Ramsey, NJ 07446, USA. The product will be returned to you freight prepaid. This warranty does not extend to any of our products that have been subjected to abuse, misuse, improper storage, neglect, accident, improper installation or have been modified or repaired or altered in any manner whatsoever, or where the serial number or date code has been removed or defaced.

**THE FOREGOING LIMITED WARRANTY IS BOGEN'S SOLE AND EXCLUSIVE WARRANTY AND THE PURCHASER'S SOLE AND EXCLUSIVE REMEDY. BOGEN MAKES NO OTHER WARRANTIES OF ANY KIND, EITHER EXPRESS OR IMPLIED, AND ALL IMPLIED WARRANTIES OF MERCHANTABILITY OR FITNESS FOR A PARTICULAR PURPOSE ARE HEREBY DISCLAIMED AND EXCLUDED TO THE MAXIMUM EXTENT ALLOWABLE BY LAW.** Bogen's liability arising out of the manufacture, sale or supplying of products or their use or disposition, whether based upon warranty, contract, tort or otherwise, shall be limited to the price of the product. In no event shall Bogen be liable for special, incidental or consequential damages (including, but not limited to, loss of profits, loss of data or loss of use damages) arising out of the manufacture, sale or supplying of products, even if Bogen has been advised of the possibility of such damages or losses. Some States do not allow the exclusion or limitation of incidental or consequential damages, so the above limitation or exclusion may not apply to you. This warranty gives you specific legal rights, and you may also have other rights which vary from State to State.

Products that are out of warranty will also be repaired by the Bogen Factory Service Department -- same address as above or call 201-934-8500. The parts and labor involved in these repairs are warranted for 90 days when repaired by the Bogen Factory Service Department. All shipping charges in addition to parts and labor charges will be at the owner's expense. All returns require a Return Authorization number.

08/10/2004

**BOGEN<sup>®</sup>**  
**COMMUNICATIONS, INC.**

50 Spring Street, Ramsey, NJ 07446, U.S.A.  
201-934-8500; Fax: 201-934-9832  
[www.bogen.com](http://www.bogen.com)